

## EUROPA 175 BLACK

### Version

Island 175 cm - Black - 800 m<sup>3</sup>/h

### Designer

### Collection

Design

### EAN code

8034122365688

## FEATURES

Perimeter suction  
 Electronic control  
 Combined regenerable  
 Carbon.Zeo filter (optional)  
 Optional charcoal filter  
 Optional remote control  
 Dimmable led lighting  
 Dynamic LED Light (2700K - 5600K)  
 Dialogue system with auto mode

## OPTIONAL ACCESSORIES

### KACL.557#N

Extension H1200 Island - Black

### KACL.961

Charcoal and Zeolite filter

### 105080053

Remote control

## TECHNICAL FEATURES

### Installation type

Island

### Dimensions

175 cm

### Finishing

Black matte

### Motor

800 m<sup>3</sup>/h

### Type of control

Electronic control

### Speed settings

4


### Lighting

Led 4x1,2 W - 2700 K / 5600 K

### Minimum distance

Gas hob: 63 cm

Electric hob: 52 cm



*The photograph is purely for information  
 It may not correspond to the selected version.*

## PACKAGING:WEIGHTS AND VOLUMES

### Gross weight

78.9 kg

### Net weight

67 kg

### Volumes

0.71 m<sup>3</sup>

### Packaging size

Length

1905 mm

Height

515 mm

Depth

725 mm

## CONSUMPTION AND CONNECTION FEATURES

### Maximum consumption

280 W

### Voltage

220-240V

### Frequency

50-60Hz

### Plug type

Shuko

## MOTOR TECHNICAL SHEET

### Maximum capacity

680 m<sup>3</sup>/h

I.E.C. 61591

### Maximum noise level

68 dB(A)re1pW

I.E.C.60704-2-13

### Maximum pressure (Pa)

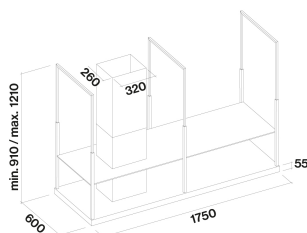
500 Pa

### Max. motor power

215 W

## ENERGY CLASS

B



## EUROPA 175 BLACK

### Version

Island 175 cm - Black - 800  
m<sup>3</sup>/h

### Designer

### Collection

Design

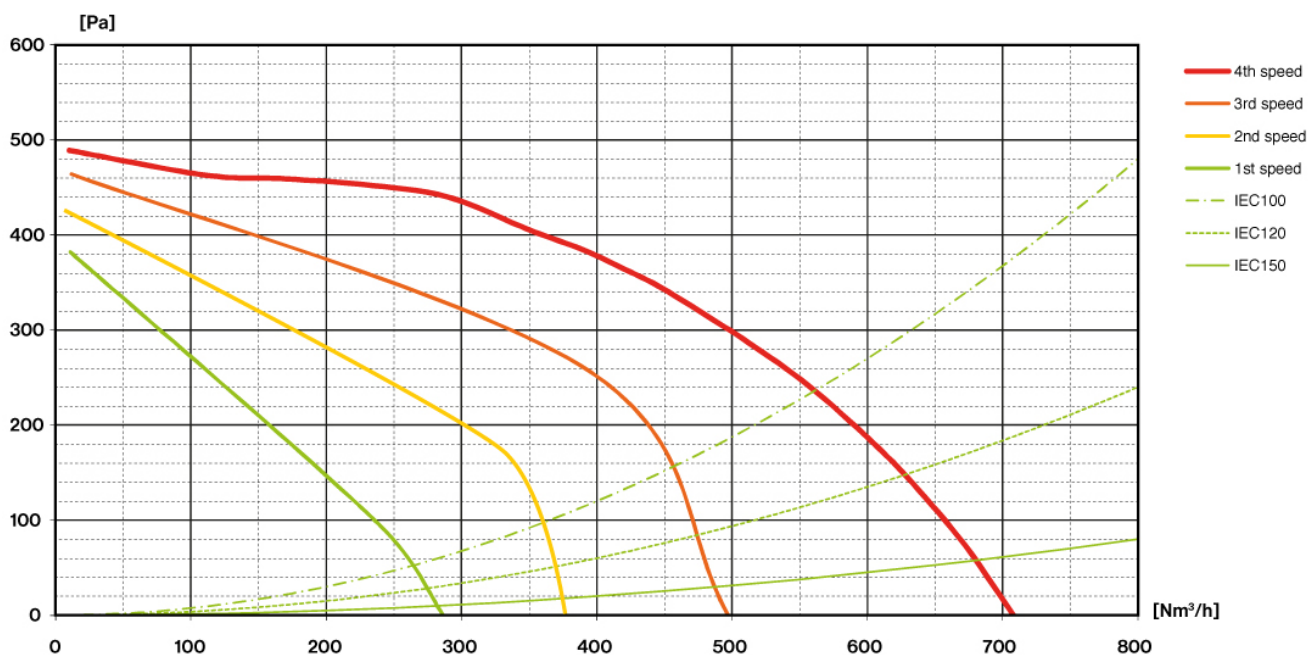
### EAN code

8034122365688

## MOTOR TECHNICAL SHEET

Motor speed	1	2	3	4
Noise level dB(A) <sub>re1pW-I.E.C.60704-2-13</sub>	49	56	62	68
Capacity (m <sup>3</sup> /h) I.E.C.61591	280	370	480	680
Maximum pressure (Pa)	390	420	480	500
Motor Power (W)	132	153	175	215
Air outlet	150	150	150	150

## CAPACITY / PRESSURE



## EUROPA 175 BLACK

### Version

Island 175 cm - Black - 800  
m3/h

### Designer

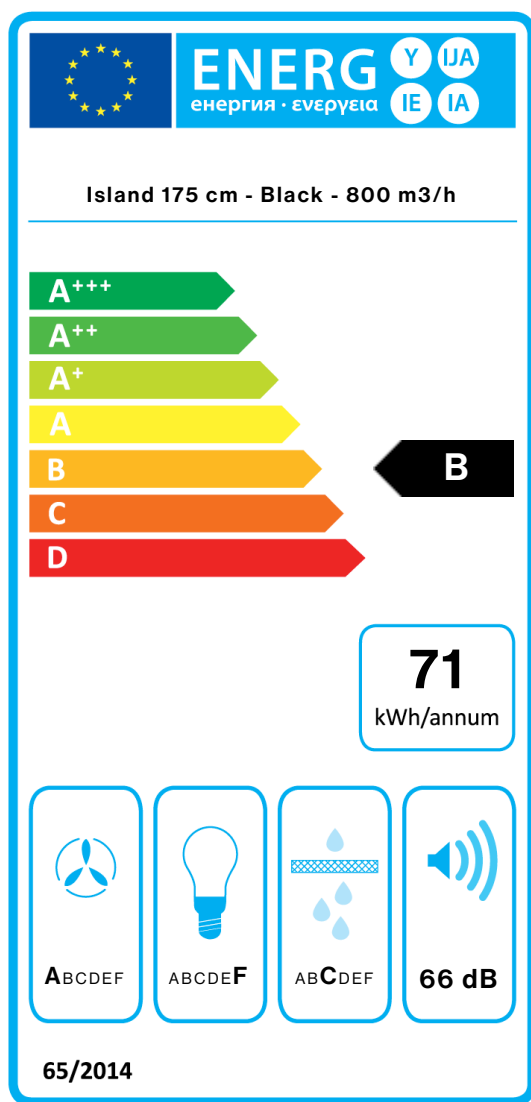
### Collection

Design

### EAN code

8034122365688

## ENERGY LABEL



PF		
S	Falmec Spa	
M	Island 175 cm - Black - 800 m3/h	
AEC	71,2	kWh/a
EEC	B	
FDE	29,2	
FDEC	A	
LE	7,3	
LEC	F	
GFE	80,0	
GFEC	C	
Qmin	313,0	m <sup>3</sup> /h
Qmax	573,0	m <sup>3</sup> /h
Qboost	641,0	m <sup>3</sup> /h
SPEmin	51	dBa
SPEmax	66	dBa
SPEboost	69	dBa
PO	-	W
PS	0,48	W
PI		
F	0.9	
EEL	65,7	
Qbep	366,0	m <sup>3</sup> /h
Pbep	373	Pa
Qboost	641,0	m <sup>3</sup> /h
Wbep	130,0	W
WL	39,00	W
Emiddle	285	lux
Lwa-SPEmax	66	dBa

**PF\_Product fiche according to 65/2014** S\_Supplier name / M\_Model identification / AEC\_Annual Energy Consumption (AEC hood) / EEC\_Energy Efficiency class / FDE\_Fluid Dynamic Efficiency (FDE hood) / FDEC\_Fluid Dynamic Efficiency class / LE\_Lighting Efficiency (LE hood) / LEC\_Lighting Efficiency class / GFE\_Grease Filtering Efficiency / GFEC\_Grease Filtering Efficiency class / Qmin\_Air flow (in m<sup>3</sup>/h) at min speed in normal use / Qmax\_Air flow (in m<sup>3</sup>/h) at max speed in normal use / Qboost\_Air flow (in m<sup>3</sup>/h) at intensive or boost setting (max air flow) / SPEmin\_Airborne acoustical A-weighted sound power emissions at min speed in normal use / SPEmax\_Airborne acoustical A-weighted sound power emissions at max speed in normal use / SPEboost\_Airborne acoustical A-weighted sound power emissions (in dB) at intensive or boost setting / PO\_Power consumption in off mode (Po) / Ps\_Power consumption in stand by mode (Ps). **PI\_Additional information according to 66/2014** F\_Time increase factor / EEI\_Energy Efficiency Index / Qbep\_Measured air flow rate at best efficiency point / Pbep\_Measured air pressure at best efficiency point / Wbep\_Measured electric power input at best efficiency point / WL\_Nominal power of the lighting system / Emiddle\_Average illumination of the lighting system on the cooking surface / Lwa-SPEmax\_Sound pressure level at the highest speed.